




Features

- Patented Multi-stage protection (MSP®)
- Patented Switch-Grade Fail-Short Device
- Quick response and high energy handling
- Ideal for high-speed networks in high exposure environments
-  US LISTED per UL497 (File E53117)
- Meets test requirements of Telcordia GR 974, GR1361, SBC SR 5165 and RUS PE-80
- Solid brass, gold-plated pins
- Test point access option
- Sealed option for harsh environments

2410 Series -5-Pin Multi-Stage Protector (MSP®)

Bourns® 5-Pin Multi-Stage Protector (MSP®) is the latest generation telecommunications protector for high performance and long life in overvoltage protection of copper pair voice-band and high-speed data circuits. Bourns MSP® combines the advantages of gas tube and solid state protection while integrating three advanced technologies: a proprietary high-efficiency gas discharge tube, precision matched metal oxide varistors and a patented Switch-Grade Fail-Short mechanism. The Switch-Grade Fail-Short mechanism ensures superior thermal protection with fast acting, highly reliable response to thermal overload conditions. This combined technology provides lower capacitance, higher reliability and longer life than competitive hybrid technologies.

Bourns® 2410 can be used universally for POTS and high speed data, e.g. ISDN, ADSL, ADSL2+, VDSL, VDSL2, other xDSL protocols and high speed Ethernet. Bourns® MSP® technology provides unparalleled overvoltage protection with low loss on paired copper communications circuits. The 2410 series is the most economical, reliable and effective choice for overvoltage protection of copper pair circuits.

Characteristics

Test Methods per UL 497, CSA C22.2, Telcordia GR 974, 1361 and SBC SR 5165.

DC Breakdown	300-400 V
AC Breakdown @ 60 Hz	300-400 V
Impulse Breakdown	
100 V/μs	600 V
1000 V/μs	650 V
Insulation Resistance @ 100 Vdc	>1 GΩ
Insertion Loss @ 100 MHz	<0.4 dB ¹
Return Loss @ 100 MHz	>14 dB ¹
Capacitance Tip to Ring @ 1 MHz	10 pF typical
Capacitance Tip or Ring to Ground @ 1 MHz	20 pF typical
Impulse Reset ²	
52 V, 260 mA	<10 ms
135 V, 200 mA	<10 ms
150 V, 200 mA	<150 ms
Impulse Life Characteristics (Tip and Ring to Ground Simultaneously)	
10 to 100 A, 10/1000 μs	>3000 operations
300 A, 10/1000 μs	>1000 operations
500 A, 10/1000 μs	>1000 operations ³
2,000 A, 10/250 μs	>100 operations
5,000 A, 20/100 μs	>10 operations
20,000 A, 8/20 μs	>10 operations
AC Life Characteristics (Tip and Ring to Ground Simultaneously)	
0.5 A rms continuous	>30 seconds
1 A rms, 1 second, 600 ft. cable	>60 seconds
1 A rms, 1 second, 1 mile cable	>60 operations
10 A rms, 1 second	>5 operations
65 A rms, 11 cycles	>1 operation ³
120 A rms, 0.1 second	1 operation
High Current Capability and Thermal Operation (Tip and Ring to Ground, Vented or Non-Vented Gas Tube)	>30 A rms, simultaneously
Storage and Operating Temperature	-55 to +85 °C

Telcordia analyzed for controlled (non-sealed) and uncontrolled, high-exposure (sealed) environments per GR 974 and SBC SR 5165.

Telcordia Technical Analysis Report DA-1597.

Notes:

¹ Tested according to Category 5 requirements

² Network applied

³ Per RUS PE-80

Line to Line voltage is approximately 1.8 to 2 times the stated Line to Ground breakdown voltage.

REV. L 04/08

Specifications are subject to change without notice.
Customers should verify actual device performance in their specific applications.

2410 Series -5-Pin Multi-Stage Protector (MSP®)

BOURNS®

How To Order

2410 - X XX - X - XXX - XX

Model Number Designator _____

Module Length _____

3 = Standard: 52.37 mm (2.06 in.)

7 = Special Short: 41.19 mm (1.62 in.)

Housing Color/Circuit Type _____

1 = Black/Standard

6 = Blue/Standard

10 = Yellow/Standard

3 = Red/Special

9 = Orange/Standard Service (non-Bridgelifter)

Pin Plating _____

G = Gold Plated

N = Tin Plated

Protector Type _____

MSP® = Multi-Stage Protector

BC* = Balanced Capacitance

Special Options _____

S = Sealed Case

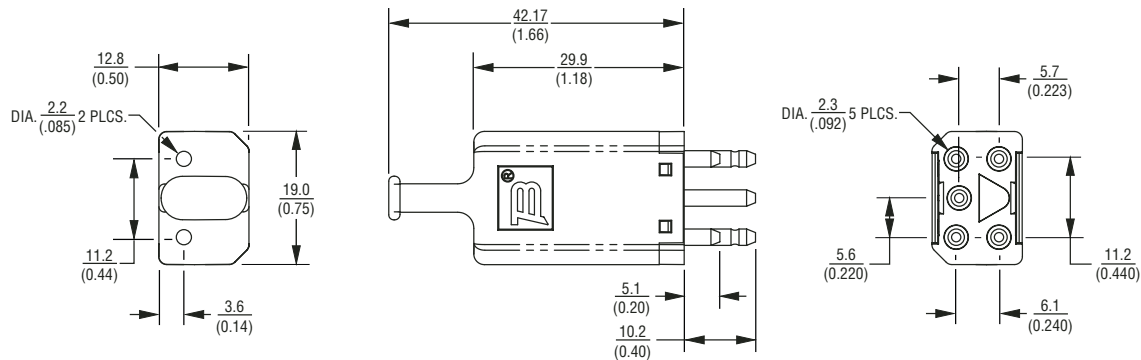
ST = Sealed Case and Test Points

T = Test Points

*For use on DSL Systems that require balanced capacitance of ≤ 1 pF.

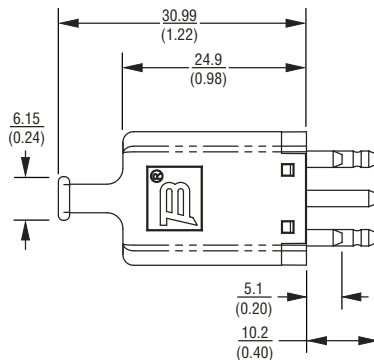
Product Dimensions

2410-3 MODULE



2410-7 MODULE

DIMENSIONS: $\frac{\text{MM}}{\text{(INCHES)}}$



Asia-Pacific:

TEL +886- (0)2 25624117

FAX +886- (0)2 25624116

Europe:

TEL +41-41 7685555

FAX +41-41 7685510

The Americas:

TEL +1-951 781-5500

FAX +1-951 781-5700

www.bourns.com

"MSP" is a registered trademark of Bourns, Inc.

Specifications are subject to change without notice.

Customers should verify actual device performance in their specific applications.